
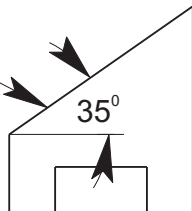


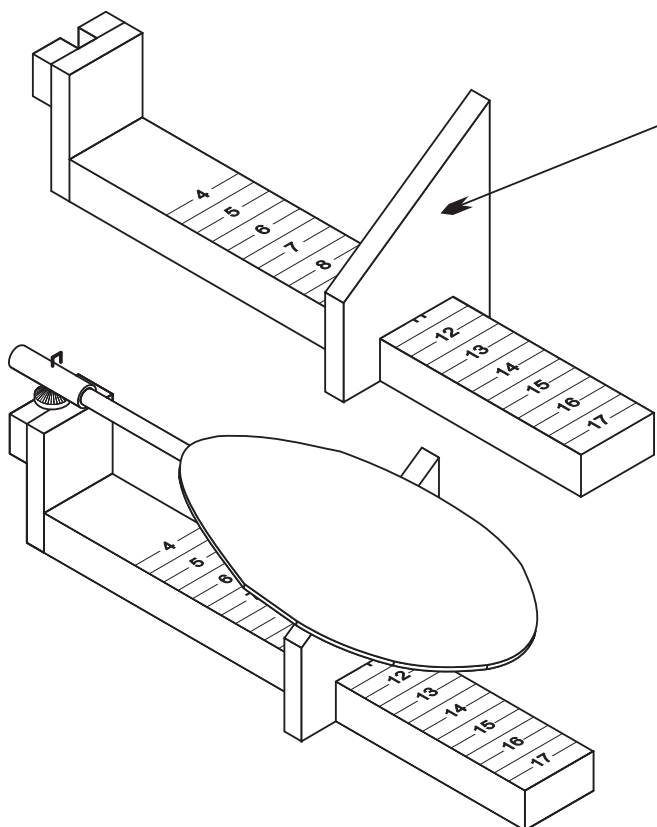
PITCH GAGE FOR PAUL BRADLEY'S NO-CAL PROPS



MAKE SLIDER AND HUB SUPPORT FROM 1/8" PLYWOOD



CUT THE PITCH SCALE OUT AND GLUE TO THE FACE OF THE GAGE BASE



MOVE SLIDER TO SET THE DESIRED PITCH. MOVING THE SLIDER OUT INCREASES THE PITCH VALUE.

ONCE THE DESIRED PITCH IS SET WITH THE SLIDER, PLACE THE HUB OF THE PROP ASSEMBLY IN THE HUB SUPPORT. LET THE LEADING AND TRAILING EDGES OF THE BLADE REST ON THE SLIDER. LET THE GLUE IN THE HUB SET. REPEAT FOR THE SECOND BLADE.

